

Topline analysis part 2: filtered to all other respondents (non core streets)

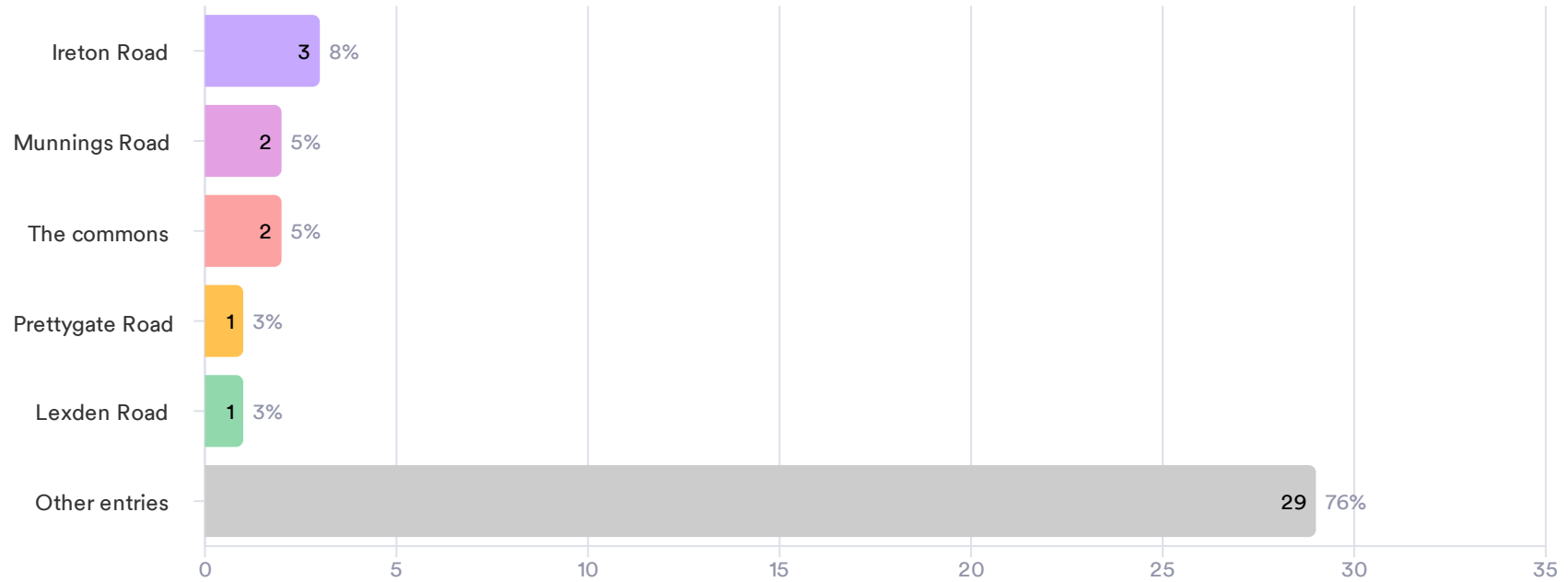
n = 38 respondents

June 2023

Online responses

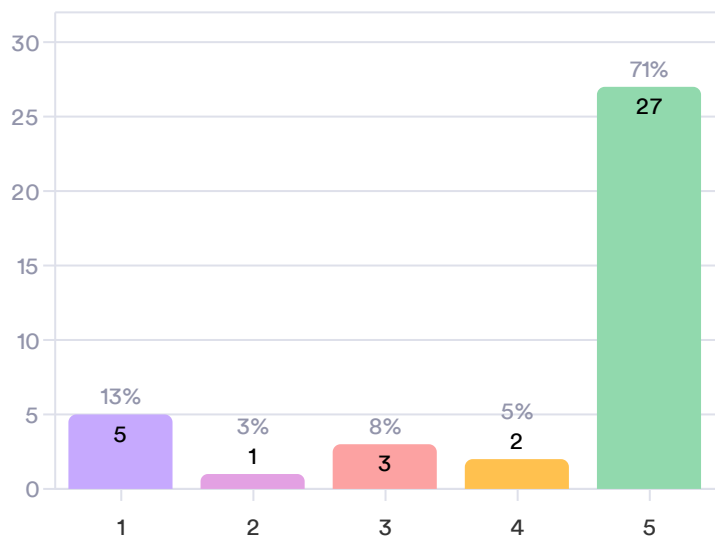
Where do you live?

38 Responses



Overall, do you support the idea of a playground for children aged under 12?

38 Responses



Data	Response	%
1	5	13%
2	1	3%
3	3	8%
4	2	5%
5	27	71%

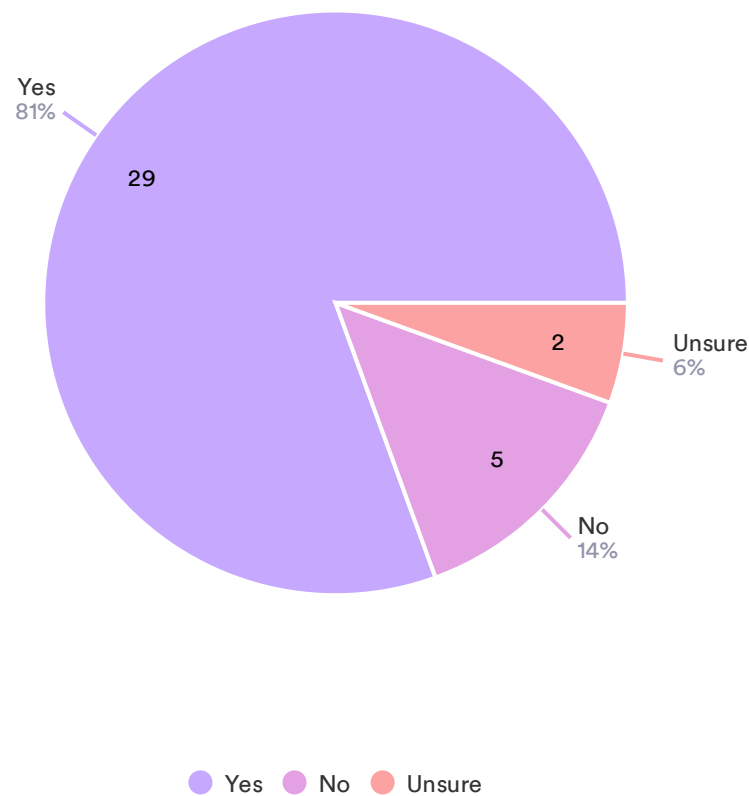
scale:

1 = not at all in support

5 = strongly support

Do you think the children in your household (or who visit your home on a regular basis) would use the new playground?

36 Responses

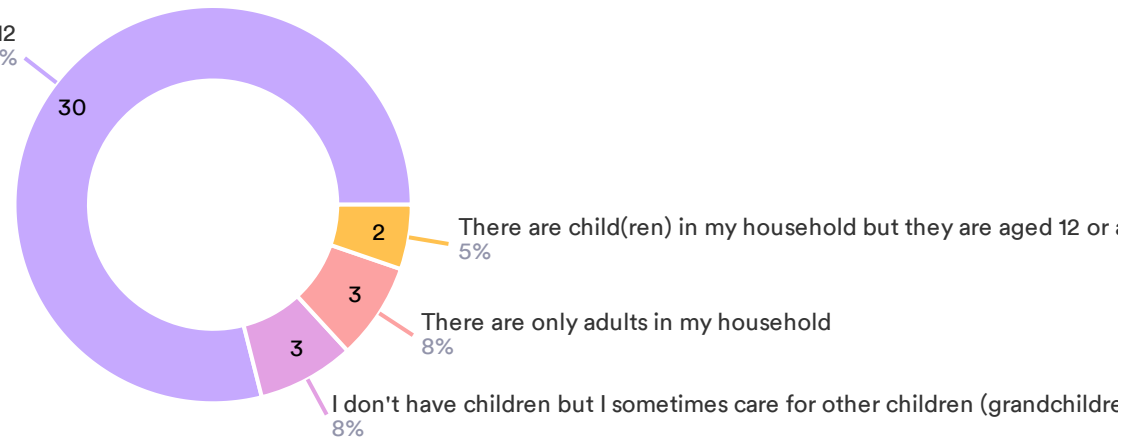


● Yes ● No ● Unsure

About you and your household

38 Responses

I'm part of a family which includes a child (or children) under 12
79%



Data	Response	%
I'm part of a family which includes a child (or children) under 12	30	79%
I don't have children but I sometimes care for other children (...)	3	8%
There are only adults in my household	3	8%
There are child(ren) in my household but they are aged 12 or ...	2	5%
Philip Morant School	0	0%
We have adult children and grand-children.	0	0%

Do any of these children have specific needs?

11 Responses

